

EXTENSION LADDER

These extra heavy duty, Type 1A fiberglass extension ladders have full channel nonconductive siderails. 16' ladders have no rope or pulley

Cat. No.	Size	Workload	Weight
D6236-2	36'	250 lbs	91 lbs
D6240-2	40'	250 lbs	108 lbs
D6216-2	16'	300 lbs	35 lbs
D6220-2	20'	300 lbs	43 lbs
D6224-2	24'	300 lbs	51 lbs
D6228-2	28'	300 lbs	58 lbs
D6232-3	32'	300 lbs	69 lbs
D7116-2	16'	375 lbs	41 lbs
D7120-2	20'	375 lbs	50 lbs
D7124-2	24'	375 lbs	58.5 lbs
D7128-2	28'	375 lbs	67 lbs
D7132-2	32'	375 lbs	82.5 lbs



COMBINATION LADDER

Fiberglass ladder converts quickly from a step ladder to a pushup extension. Round, serrated, aluminum steps on flared bottom section. Aluminum round rungs on back section. Slip resistant rubber feet and pole grip. Extra heavy duty, Type 1A with a 300 lb workload.

Cat. No.	Size	Weight
7806	6'-9'	33 lbs
7807	7'-11'	38 lbs
7808	8'-13'	41 lbs



MECHANIC STEP LADDER

Fiberglass mechanic features fully serrated aluminum steps on front and back. Heavy gauge steel hinges. Extra heavy duty, Type 1A with a 300 lb workload.

Cat. No.	Size	Weight
T6204	4'	18 lbs
T6206	6'	24 lbs
T6208	8'	39 lbs
T6210	10'	53 lbs
T6212	12'	66 lbs
*T6214	14'	83 lbs
*T6216	16'	98 lbs



MANHOLE LADDER

Narrow 14" wide fiberglass straight ladder is especially designed for use in manholes. Extra heavy duty, Type 1A with a 300 lb workload.

Cat. No.	Size	Weight
M7108-1	8'	18 lbs
M7110-1	10'	22 lbs
M7112-1	12'	25 lbs
M7114-1	14'	28 lbs
M7116-1	16'	31 lbs



LADDER STABILIZING STRAP

Designed for poles and trees, this ladder safety strap prevents kickout and rocking.

Includes a strap bag that attaches to your ladder for quick and easy deployment.

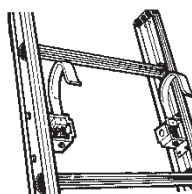


Cat. No.	Description
355B	Bottom Strap
355T	Top Strap

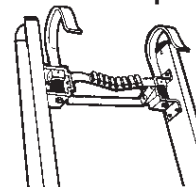
LADDER ACCESSORIES

Please specify ladder manufacturer and catalog number when ordering these accessories.

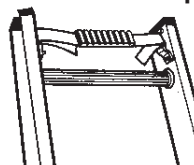
Series 74
Cable Hooks



Series A92
Cable Hooks &
Pole Grip



Series 72
Web Pole Grip



Series 71
Rigid Pole Grip

